

acaia

GET STARTED

acaia

## JOURNEY TO THE PERFECT BALANCE

Congratulations! You are now the proud owner of a Pearl Model S. This scale is designed for coffee enthusiasts and professionals alike. Use it to monitor the weight, time, and flow rate as you brew.

Acaia pioneered precision, speed and high performance in coffee scales, and all Acaia products come with quality workmanship. The Pearl series is designed with high accuracy, quick response time, and pour-over coffee in mind. Now, with the Pearl S and its built-in Brewguide on the scale display, you can enjoy coffee brewing in even more ways. Use our free app to search and download the brewing guide you need and get ready to make that perfect cup of coffee!

### DOWNLOAD APPS



App Store



Google Play

### FIND US ONLINE



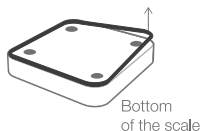
@acaiacoffee

Need help? Contact us at [support@acaia.co](mailto:support@acaia.co)

## QUICK START GUIDE

### 1 REMOVE PROTECTIVE CUSHION

Remove the protective cushion from the bottom of the Pearl Model S.



### 2 USE ON STEADY SURFACE

Set the Pearl Model S on a flat and steady surface.



### 3 REGISTER YOUR PEARL MODEL S

Registration allows us to serve you better with faster customer service.

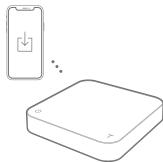


Register at:  
[acaia.co/product-registration](https://acaia.co/product-registration)

### 4 DOWNLOAD ACAIA APPS

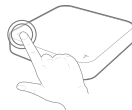
Connect to the scale and start brewing!

Our apps list:  
[acaia.co/apps](https://acaia.co/apps)



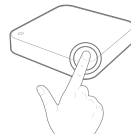
## QUICK START GUIDE

### TURN ON/OFF



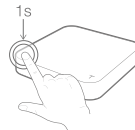
1. [Press] ⏻ to **turn on** the scale.
2. [Double Tap] ⏻ to **turn off** the scale.

### TARE WEIGHT



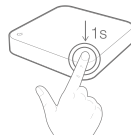
[Short Press] T to **tare/zero** the weight.

### SWITCH MODE



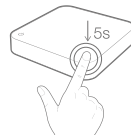
[Press and hold for one second] ⏻ to **switch modes**.

### BREWGUIDE



[Press and hold for one second] T to **access brewguide**.

### TOGGLE UNIT



[Press and hold for five seconds] T to **toggle unit**.